

**MOVING UP TO
SECONDARY SCHOOL
IN SEPTEMBER 2019**



Timeline

What	When
Familiarisation booklet	By end of summer term
Practice Test	11 September 2018
Secondary Transfer Test	13 September 2018
Results published	12 October 2018
Application deadline	31 October 2018 – 3pm
School place offers	1 March 2019
Start secondary school	September 2019



Does my child have to sit the Secondary Transfer Test?

No, only if you want them to attend a
grammar school

Will a grammar school suit my child?

Discuss this with your child's
headteacher



The Secondary Transfer Test

- The Secondary Transfer Test is a test to determine whether or not a child is suited to a grammar school.
- The 2019 entry test is produced by GL Assessment
- Buckinghamshire County Council undertakes the administration on behalf of the 13 grammar schools



What does the Secondary Transfer Test measure?

- | | |
|----------------------------|---|
| Verbal skills | includes English and verbal reasoning |
| Mathematical skills | includes various areas of mathematics |
| Non-verbal skills | includes non-verbal and spatial reasoning |



Verbal reasoning question example

A B C D E F G H I J K L M N O P Q R S T U V W X Y Z

The alphabet is here to help you with these questions. You need to work out a different code for each question. Choose the correct answer and mark it on the answer sheet.

Example

If the code for FOOT is ENNS, what is the code for TOE?

Answer

A. VPF B. DNS C. SNE D. SND E. FNE



English question example

- In these sentences there are some spelling mistakes. On each numbered line there is either one mistake or no mistake. Find the group of words with the mistake in it and mark its letter on your answer sheet. If there is no mistake, mark N.

30

I recieved an elaborate invitation to an exclusive party next week.

A B C D






Mathematical question example



stands for 12 ships.

Look at this table.

Dock	Number of Ships
A	
B	
C	

How many more ships are in dock A than dock C?

A 0.5

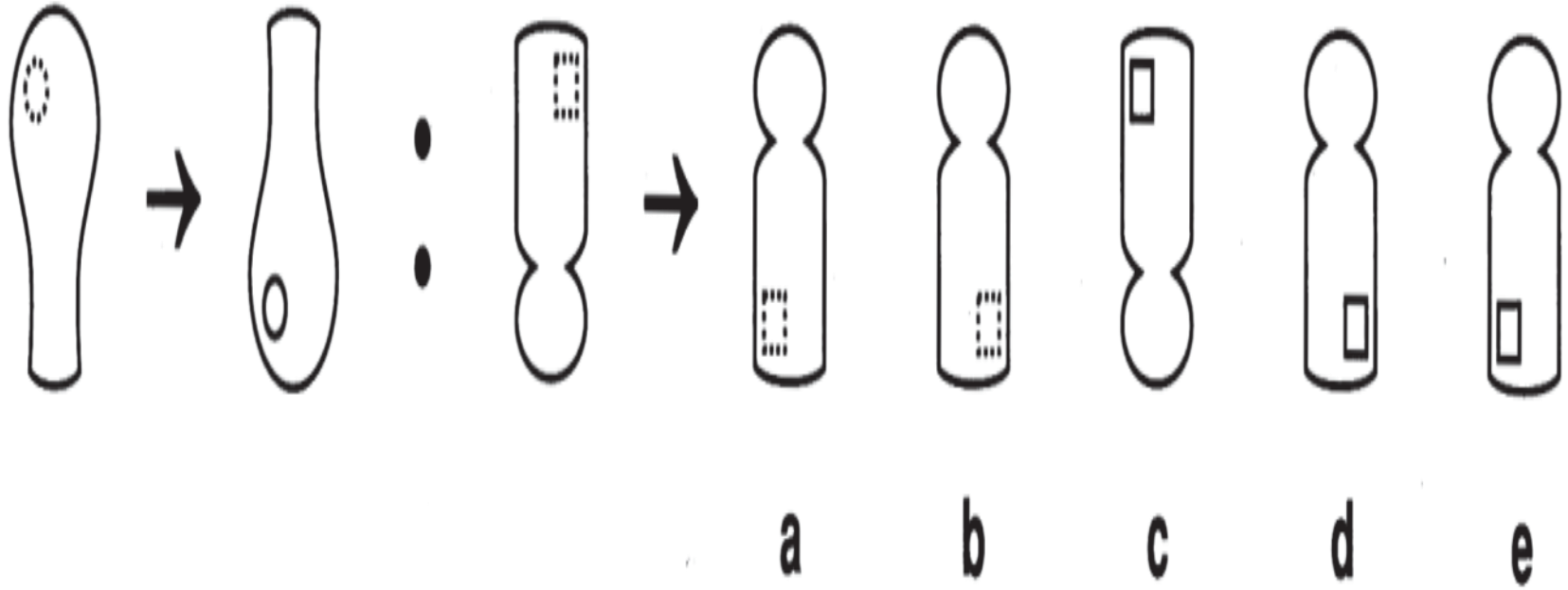
B 1

C 3

D 4

E 6

Non-verbal question example



Familiarisation booklet (to take home)

Explains:

- what the test papers and answer sheets will look like
- how the answer sheets should be completed

Includes:

- example questions with answers

It will not be looked at in school



Other available Familiarisation

- GL Assessment provide free familiarisation on their website:

<https://www.gl-assessment.co.uk/free-familiarisation>



Practice Test - 11 September

- Two papers with a break
- Exam conditions
- 35 minutes each paper
- CD/mp3 instructions
- Paper A – Verbal Skills
- Paper B – Mathematical and Non-Verbal Skills
- Not marked



What if my child misses the Practice Test?

- Talk to Headteacher to reschedule
- Secondary Transfer Test should be delayed until the Practice Test is completed



The Secondary Transfer Test

13 September

- Two papers
- Both papers taken on the same day
- Short 15 minute gap between the papers
- Each paper - about an hour in total
- Sitting the Practice Test before taking the STT is strongly recommended



What happens if my child is unwell and misses the test?

- They may sit the Transfer Test later
- Parent told date in advance
- Children should NOT sit the test when unwell (even if they want to!)
- Results may be delayed – so list both grammar as well as upper / all-ability school preferences on your application



Special Arrangements

- Adjusted test for children with disabilities
- Apply via headteacher
- Discuss NOW!
- Application must be completed as soon as possible



Coaching

- Primary schools that undertake testing on behalf of the grammar schools are asked not to tutor or coach the children in their school prior to the test over and above enabling the children to follow the national curriculum relevant for their age.



Coaching materials

- The Secondary Transfer Test is designed to enable all children to demonstrate their academic potential without the need for excessive preparation.



Marking and Results



Marking

- Machine marked (scanned)
- One mark is given for each correct answer
- Each pupil will have three raw scores
 - **verbal skills**
 - **mathematical skills**
 - **non-verbal skills**



Standardisation and Weighting

- Three raw scores
- Each is age standardised
- Weighted and combined to produce an overall result – Secondary Transfer Test Score (STTS)
- Tailored results letter according to result



Weighting

Each score is weighted as follows:

- Verbal – 50% of the STTS (Secondary Transfer Test Score)
- Mathematical – 25% of the STTS
- Non-verbal – 25% of the STTS



Range and Qualifying Scores

- The Qualifying score is

121

- The range of scores is between

0 and 200+



Results - 12 October

- Sent by letter
- Handed out at end of school day
- Tailored letter according to score
- Confirms whether child has qualified for entry to grammar school



How many children qualify?

- Approximately 34% of children scored 121 or more in 2018 intake
- At the end of the process and following Selection Reviews, approximately 38% qualify for grammar school



What do I do if I think something has affected my child's performance in the Transfer Test?

- At the time, let your headteacher know and also collect evidence, for example a doctor's letter
- Once you have the test results, talk to your child's headteacher



What can I do if my child does not qualify?

You can either

- Ask for a Selection Review OR
- Just appeal

The procedure is explained in the results letter in October

The Selection Review Panel can decide a child is qualified and once agreed this qualification is for any grammar school



Selection Review Panel

- Selection Review Panel sits Nov-Jan
- 3 headteachers - two grammar one primary
- Decision included in 1 March allocation
- Decision applies to all grammar schools
- Can still appeal later when IAP will consider whether review process was 'fair, consistent and objective'



Whether a qualified child will be offered a grammar school place depends on:

- Preference order
- Grammar school admission rules
- A place being available



The Allocation Process

Timelines, Preferences and Offers



Key Message!

Apply on time:

by 3pm on 31 October – the
deadline



How to apply

ONLINE:

If you live in Buckinghamshire, visit
www.buckscc.gov.uk

between 11 September and 31 October 2018

If you live elsewhere go to your own LA's website.



Applying online

- All you need is an email address
- Email reminders will be sent where an application has not been submitted
- Resubmit if you make changes
- 31 October deadline – 3pm
- Offer emailed on 1 March
- Accept the place online



Making an application

You will be able to:

- List up to 6 schools, including grammar, upper / all-ability and out of county schools
- Put the schools in the order you prefer them
- Give reasons why you have listed these schools



Do your homework!

- Does your child need to sit or pass a test to be considered for a place at the school?
- Do you have priority of admission?
- Do you need to complete a supplementary form?
- Do you live in-catchment? (Check this on the website)
- How will your child get to school?



School Transport

Transport given to the **nearest** secondary school if:

- Over three miles away, or
- Under three miles but the route is an 'unsafe walking route'
- Check on www.buckscc.gov.uk/findaschoolplace which school is the nearest school to you
- All secondary schools are treated equally (grammar/upper/comprehensive/free)
- Paid-for bus tickets can be purchased



The offer process – Step 1

- Local authorities share offer information
- Each school preference is treated separately
- The schools are not told where they are placed on the preference list by the parent
- All admission authorities apply their admission rules to all the children with the school as a preference and sort the children into 'ranked order'
- The schools tell the ranked order to their council



The offer process – Step 2

- Where more than one offer can be made to the same child the higher preference place is offered
- The lower preference place is declined
- The lower preference place is offered to another child
- Children who cannot be offered any of their preferences are then offered a place at the nearest school with vacant places remaining



Important notes

- Only qualified children are offered grammar school places
- Think carefully about the order you put the preferences in
- Try to include a local school that you have a good chance of being offered a place at
- Look at the transport rules



Offer Day – 1 March 2019

Online applicants

- Offer emails sent 1 March
- Can log on and accept the school place online

Postal applicants

- Offer letters posted 1 March

All applicants

- Automatically added to waiting list for higher preferences that could not be offered
- Can register an appeal
- Have 14 days to accept the offer.



Admission Appeals

- You can appeal for any school you have been refused
- This includes where your preference is a grammar school and your child has not qualified



About Appeals

- Three independent people
- Unpaid volunteers who are not connected to the Admission Authority
- With no connection to the school
- You can put your case in person



Finally – remember!

- Apply by **3pm** on 31 October 2018
- Apply online at www.buckscc.gov.uk or on your home LA's website
- List schools in true preference order
- Be realistic, understand the rules
- Consider transport arrangements
- Visit the schools
- Don't rely on the opinions of others



More information

- 'Moving up to Secondary School' leaflet
- Schools' websites
- TBGS website
<https://www.thebucksgrammarschools.org/>
- School open events dates:
See School Directory in 'Find My Child a School Place'
<https://services.buckscc.gov.uk/school-admissions/schools>
- By end of August - more information on the council's website
www.buckscc.gov.uk/movinguptosecondaryschool

